


RIGHT VS. LEFT HANDED SCISSORS

WHAT IS THE PHYSICAL DIFFERENCE?

The blades on right-handed scissors are set so that, whichever way up you hold them, the right blade is always on top. This means that the cutting action of the right hand pushes the blades together to give a smooth cut the whole length of the blades and also that a right hander has a clear view of the cutting line.


For left-handed scissors, it is the opposite of the above, with the left blade always on top.




WHAT HAPPENS IF YOU USE THE WRONG SCISSORS FOR YOUR GRIP?

You have to push the thumb and index finger together in an unnatural way to make the scissors cut, causing marks on the hand and eventually callouses.

Also, you have to look over the top of the blade, which obscures the cutting line otherwise it results in this...



Cutting with the incorrect scissors for your grip results in cutting off centre



Cutting with the correct scissors for your grip allows a clean cut along the line.

THERE IS NO SUCH THING AS AN AMBIDEXTROUS SCISSOR!

A “universal” or “suitable for left and right hand use” scissor only refers to the handles (as the above two scissors could be described as since the handles are not specifically moulded to be held in the left or right hand). There is no advantage for a left-hander to use ‘universal’ types of scissors as the blades are still the wrong way around for them!